
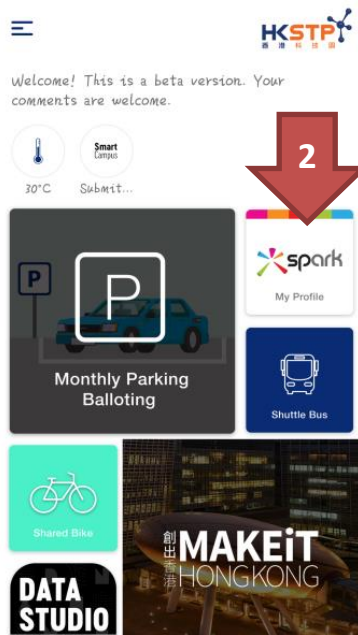


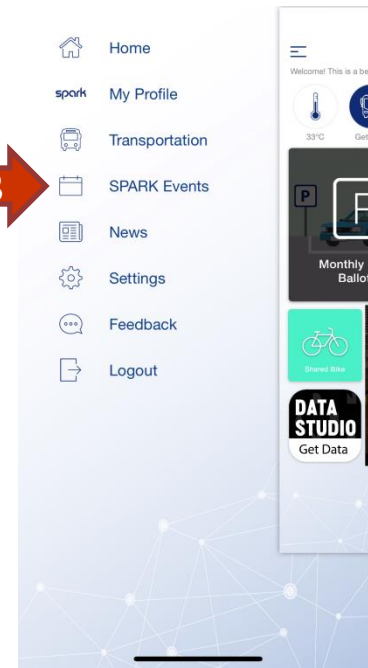

# How to Register SPARK Event through HKSTP App 使用HKSTP App 登記參加 SPARK 活動



1. 於 [IOS](#) 或 [Android](#) 平台下載  
並開啟 HKSTP APP  
Download and open HKSTP  
App at [IOS](#) or [Android](#) platform



2. 登入你的 SPARK 賬戶  
Login your SPARK Account



3. 按 SPARK Events  
Select SPARK Events

# How to Register SPARK Event through HKSTP App 使用HKSTP App 登記參加 SPARK 活動



4. 選擇 “Make IT Christmas”  
Select “Make IT Christmas”



5. 按右上角“+”並填上簡單資料後按“提交”  
Click the “+” on the top right corner, fill in info. and press “submit”



6. “+” 轉為藍色QR Code形狀表示登記成功  
Successful registration when you see the “+” symbol is changed to a blue QR Code



7. 於活動當日憑QR Code換領手帶、抽獎券及禮物券  
Redeem wristband, lucky draw ticket and gift ticket by presenting the QR Code at the registration counter